


Outstanding – ELS ultraSilence®.
Even more efficient with EC technology.



He

Stronger. Quieter. More elegant. Greener. Now with energy-saving EC technology.

For years, ultraSilence® ELS has set new standards when it comes to mono-tube ventilation systems according to DIN 18017-3. With its impressive pressure performance, it is stronger than any other system on the market. In this respect, it is unsurpassedly quiet thanks to unique ultraSilence® technology. All of this, packaged in a design that has received an array of specialist design awards.

With ultraSilence® ELS EC, the successful model enters the next phase. Equipped with the latest motor technology, ELS is immediately more environmentally friendly, economical and efficient than ever!




ultraElegant

The ultraSilence® ELS design is unique and has received world-renowned awards.



Designpreis Deutschland, nominated.
Design Center Stuttgart, silver.
iF Product Design Award, winner.
reddot design award, winner.
Good Design, winner.



ultraCompact

With an installation depth of just 89 mm, ultraSilence® ELS is the flattest mono-tube ventilation system of all time!



ultraEfficient

The brand new EC motor makes the ultraSilence® ELS a powerful efficiency miracle. Energy costs are reduced by up to 70%!

ultraQuiet

35* dB(A) – on the threshold of the audible.
Nothing is quieter than ultraSilence® ELS!

* for $V = 60 \text{ m}^3/\text{h}$, L_{PA} for $A_L = 10 \text{ m}^2$

ultraStrong

Engineered by Helios: ultraSilence® ELS owes its strength to the sophisticated impeller technology for perfected pressure performance.





A strong team. EC technology and excellent aerodynamics. For maximum power with up to 70 % less energy consumption.



Strong range in unique variety. Strong impeller with unrivalled power.

Our love for detail is apparent in this selection.

Helios has the most comprehensive range of mono-tube ventilation systems with EC technology. Solutions with 100 m³/h are unique on the market in combination with the energy-saving Helios EC technology. Furthermore, the wide range covers all possible requirements in standards DIN 18017-3 and DIN 1946-6. In addition to the tried and tested volume flows 35, 60 and 100 m³/h in the ELS range, this also includes volume flows 15, 25, 40 and 45 m³/h for ELS EC for the first time.

A range that you can benefit from in the ventilation planning for your property!

Regardless of which configuration you ultimately decide on, you can always rely on the consistent premium quality of ELS EC.

Thus, each unit undergoes complete functional testing before delivery without exception.

This selection leaves nothing to be desired!

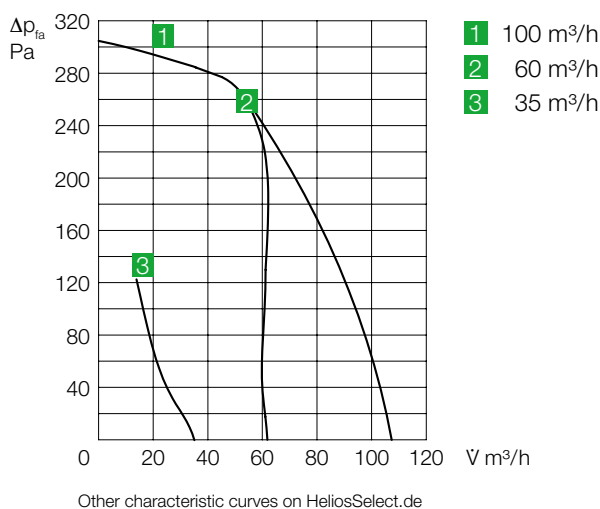
ultraSilence® ELS EC is available in these volume flow configurations:

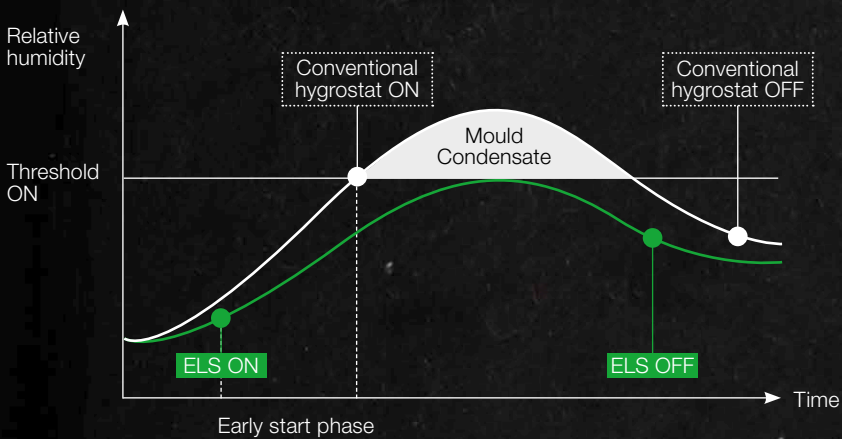
- 60 m³/h
- 60/35 m³/h
- 60/40/15 m³/h
- 60/45/25 m³/h
- 100 m³/h
- 100/35 m³/h
- 100/60 m³/h
- 100/60/35 m³/h

Efficient EC technology meets optimal aerodynamics.

ELS EC is the perfect symbiosis of advanced motor technology and first-class ventilation technology. In addition to the extremely economical drive, this also includes the specifically developed impeller for the highest pressure performance with minimum noise levels – this ensures the best results at all ventilation levels.

Good to know: The new EC motor, the highly efficient impeller and all of the control technology have been developed by Helios with decades of experience in mono-tube ventilation and completely produced in Germany, just like all of the other components. This guarantees the best quality and perfectly coordinated components.





One step ahead:
The intelligent
automatic humid-
idity control from
ELS EC.

There are no limits for your comfort requirements. And that is only the beginning of the benefits!

Each user selects their desired comfort options. Pre-configured options are also provided!

ELS EC with automatic humidity control is equipped with a particularly effective and highly developed system for the early humidity detection. In this respect, intelligent algorithms also detect the intensity of humidity increase and respond faster than conventional systems. The overrun time and possible interval operation are also fully automated.

NEW for ELS EC:

- Overrun time and start delay possible at all stages.

ELS EC with codable overrun and interval operation – the ideal solution for bathrooms and WC's with low periodic usage frequency. The adjustable interval and operating times ensure economical and safe room ventilation without user action. Thus, musty rooms and moisture damage are automatically and effectively avoided.

NEW for ELS EC:

- Overrun time and start delay possible at all stages.
- Intervals can be deactivated for even more individuality.

ELS EC with presence detector is the comfort option making the ventilation operation dependent on the occupancy of the room. Needs-oriented and standard-compliant ventilation is always automatically ensured. Ideal for barrier-free toilets as well as private and commercial sanitary facilities, i.e. in hotels, restaurants, offices, care homes, etc.

NEW for ELS EC:

- Overrun time and start delay possible at all stages.
- Intervals can be deactivated for even more individuality.
- Select from four overrun times.

There are more possibilities with ELS EC.
For everyone!

Benefits for planner



- + Full power ahead: 100 m³/h with Helios EC technology only with ELS.
- + All volume flow configurations according to DIN 18017-3 and DIN 1946-6 are covered.
- + Pre-configured units prevent the subsequent manipulation of the advertised volume flow.
- + Helios design concept: Perfectly harmonious appearance with KWL[®] systems, mini fans and valves.

Benefits for installer



- + ELS is pre-configured and ready to go – without cumbersome programming on site.
- + The clever click-installation without tools saves time and nerves.
- + Simple electrical connection with removable plug connection.
- + Maximum flexibility thanks to smart universal casing.
- + ELS EC is backwards compatible with existing casings.

Benefits for user



- + Latest technology for maximum energy savings of up to 70%.
- + Installation in existing casing with minimum installation work.
- + Ensures the air quality and protection of the building structure.
- + Barrier-free automatic functions without any user action.
- + Stylish, award-winning design.
- + No follow-up costs thanks to permanent filter.



One casing,
all the possibilities.
It's that simple
with ELS EC.

Sophisticated and versatile. A Swiss Army Knife – made in Germany.

The flush mounted casing ELS-GU is almost infinitely flexible in terms of installation position and area of application. ELS-GU is universally applicable for single room and two room ventilation, as well as for WC connection via the flush pipe.

The casing can be flush mounted to the wall, shaft, pre-wall or ceiling. The

exhaust connection can be positioned on the rear or on top. Furthermore, the casing can rotate 90° to the left or right. Simple and no tools required!

ELS-GU is complemented by other casing solutions which precisely meet every conceivable requirement with minimum installation work:

Lateral discharge: Upwards, left or right
Rear discharge included in scope of delivery
Rear discharge via accessory ELS-ARS (Ref. no. 8185)
Single room ventilation
Two room ventilation with accessory ELS-ZS (Ref. no. 8186)

PRODUCT		Ref. no.	Type of installation and ventilation				
ELS-GU	Flush mounted casing without fire protection	8111	•		•	•	•
ELS-GAP	Surface mounted casing without fire protection	8127		•		•	
ELS-GUBA	Flush mounted casing with fire protection shutter element K90	8114	•		•	•	•
ELS-GAPB	Surface mounted casing with fire protection shutter element K90	8128		•		•	
ELS-GUB	Flush mounted casing with fire protection cover K90	8112	•			•	
ELS-GUBR	As ELS-GUB, but with rear exhaust connections	8113		•		•	
ELS-GUBZL	Flush mounted casing with fire protection cover K90 and second room spigot left	8115	•				•
ELS-GUBZR	Flush mounted casing with fire protection cover K90 and second room spigot right	8117	•				•
ELS-GUBRZL	Flush mounted casing with fire protection cover K90 and second room spigot left + rear	8116		•			•
ELS-GUBRZR	Flush mounted casing with fire protection cover K90 and second room spigot right + rear	8118		•			•
ACCESSORIES		Ref. no.					
ELS-MHU	Universal mounting bracket	8187					
ELS-MB	Mounting holder	8188					
ELS-AGR	Spacer frame	8193					
ELS-PB	Plasterboard cover	8194					
ELS-VA	Plasterboard adapter	8189					
ELS-ZS	Second room kit	8186					
ELS-ZAS	Second room spigot	8184					
ELS-ARS	Adaption kit for rear discharge	8185					
ELS-WCS	Toilet extraction kit	8191					

ELS EC – everything at a glance.

			1	2	3	Interval time	Overrun	Start delay	Presence detector	Automatic humidity control	DSEL 2 (speed switch)	DSEL 3 (three speed switch)
	Ref. no.	Equipment	Stages	Automatic			Manual					
ELS EC – standard												
ELS EC 60	6427	Fan unit, as standard with permanent filter and filter cleaning indicator. Integrated plug connection for electrical connection, protective insulation, class II. Protection to IP X5.	•									
ELS EC 60/35	6428		•	•							•	
ELS EC 60/40/15	6359		•	•	•						•	•
ELS EC 60/45/25	6358		•	•	•						•	•
ELS EC 100	6417		•									
ELS EC 100/35	6420		•	•							•	
ELS EC 100/60	6418		•	•							•	
ELS EC 100/60/35	6419		•	•	•						•	•
ELS EC N – overrun												
ELS EC 60 N	6429	As standard but with overrun time approx. 15 min. Start delay approx. 45 sec.	•				•	•				
ELS EC 60/35 N	6504		•	•			•	•			•	
ELS EC NC – codable overrun												
ELS EC 60 NC	6402	As standard but with codable overrun and interval operation. Overrun time 6/10/15/21 min. and interval time 0/8/12/24 hrs. Start delay 0 or 45 sec.	•			•	•	•				
ELS EC 60/35 NC	6403		•	•		•	•	•			•	
ELS EC 60/40/15 NC	6356		•	•	•	•	•	•			•	•
ELS EC 60/45/25 NC	6355		•	•	•	•	•	•			•	•
ELS EC 100 NC	6398		•			•	•	•				
ELS EC 100/35 NC	6401		•	•		•	•	•			•	
ELS EC 100/60 NC	6399		•	•		•	•	•			•	
ELS EC 100/60/35 NC	6400		•	•	•	•	•	•			•	•
ELS EC P – presence detector												
ELS EC 60 P	6415	As standard but with integrated presence detector. Overrun time 6/10/15/21 min. and interval time 0/8/12/24 hrs. Start delay 0 or 45 sec.	•			•	•	•	•			
ELS EC 60/35 P	6416		•	•		•	•	•	•		•	
ELS EC 100/35 P	6414		•	•		•	•	•	•		•	
ELS EC 100/60 P	6412		•	•		•	•	•	•		•	
ELS EC 100/60/35 P	6413		•	•	•	•	•	•	•		•	•
ELS EC F – electronic humidity sensor												
ELS EC 60 F	6408	As standard but with integrated electronic humidity sensor. Automatic ventilation when set humidity set point is reached, switches off automatically after humidity reduction of approx. 10%. In case of manual operation, delayed start 0 or 45 sec., run on time 6/10/15/21 min. adjustable.	•				•	•		•		
ELS EC 60/35 F	6409		•	•			•	•		•	•	
ELS EC 60/40/15 F	6374		•	•	•		•	•		•	•	•
ELS EC 60/45/25 F	6365		•	•	•		•	•		•	•	•
ELS EC 100 F	6404		•				•	•		•		
ELS EC 100/35 F	6407		•	•			•	•		•	•	
ELS EC 100/60 F	6405		•	•			•	•		•	•	
ELS EC 100/60/35 F	6406		•	•	•		•	•		•	•	•

All details and technical data, as well as characteristic curves, dimensional drawings, etc. be accessed quickly and conveniently online.

www.HeliosSelect.de

	Volume flow in m ³ /h	Power consumption in Watt	Sound pressure dB(A)** flush mounted surface mounted		Sound power L _{WA} dB(A) flush mounted surface mounted		Wiring diagram	
	60	6	35	39	39	43	1159	ELS EC 60
	60/35	6/4	35/26	39/30	39/30	43/34	1161	ELS EC 60/35
	60/40/15	6/4.4/3.5	35/29/21	39/33/25	39/33/25	43/37/29	1200	ELS EC 60/40/15
	60/45/25	6/4.7/3.7	35/30/24	39/34/28	39/34/28	43/38/32	1199	ELS EC 60/45/25
	100	15	47	51	51	55	1160	ELS EC 100
	100/35	15/4	47/26	51/30	51/30	55/34	1162	ELS EC 100/35
	100/60	15/6	47/35	51/39	51/39	55/43	1163	ELS EC 100/60
	100/60/35	15/6/4	47/35/26	51/39/30	51/39/30	55/43/34	1164	ELS EC 100/60/35
	60	6	35	39	39	43	1186	ELS EC 60 N
	60/35	6/4	35/26	39/30	39/30	43/34	1188	ELS EC 60/35 N
	60	6	35	39	39	43	1165	ELS EC 60 NC
	60/35	6/4	35/26	39/30	39/30	43/34	1167	ELS EC 60/35 NC
	60/40/15	6/4.4/3.5	35/29/21	39/33/25	39/33/25	43/37/29	1200	ELS EC 60/40/15 NC
	60/45/25	6/4.7/3.7	35/30/24	39/34/28	39/34/28	43/38/32	1199	ELS EC 60/45/25 NC
	100	15	47	51	51	55	1166	ELS EC 100 NC
	100/35	15/4	47/26	51/30	51/30	55/34	1168	ELS EC 100/35 NC
	100/60	15/6	47/35	51/39	51/39	55/43	1169	ELS EC 100/60 NC
	100/60/35	15/6/4	47/35/26	51/39/30	51/39/30	55/43/34	1170	ELS EC 100/60/35 NC
	60	6	35	39	39	43	1177	ELS EC 60 P
	60/35	6/4	35/26	39/30	39/30	43/34	1179	ELS EC 60/35 P
	100/35	15/4	47/26	51/30	51/30	55/34	1180	ELS EC 100/35 P
	100/60	15/6	47/35	51/39	51/39	55/43	1181	ELS EC 100/60 P
	100/60/35	15/6/4	47/35/26	51/39/30	51/39/30	55/43/34	1182	ELS EC 100/60/35 P
	60	6	35	39	39	43	1171	ELS EC 60 F
	60/35	6/4	35/26	39/30	39/30	43/34	1173	ELS EC 60/35 F
	60/40/15	6/4.4/3.5	35/29/21	39/33/25	39/33/25	43/37/29	1200	ELS EC 60/40/15 F
	60/45/25	6/4.7/3.7	35/30/24	39/34/28	39/34/28	43/38/32	1199	ELS EC 60/45/25 F
	100	15	47	51	51	55	1172	ELS EC 100 F
	100/35	15/4	47/26	51/30	51/30	55/34	1174	ELS EC 100/35 F
	100/60	15/6	47/35	51/39	51/39	55/43	1175	ELS EC 100/60 F
	100/60/35	15/6/4	47/35/26	51/39/30	51/39/30	55/43/34	1176	ELS EC 100/60/35 F

** for A_L = 10 m² equivalent absorption surface



air technology

Helios Ventilatoren GmbH + Co KG · Lupfenstraße 8 · 78056 Villingen-Schwenningen · Germany
Phone +49 (0) 77 20 / 606 - 0 · Fax +49 (0) 77 20 / 606 - 257 · export@heliosventilatoren.de · www.heliosventilatoren.de

Copyright ©: Helios Ventilatoren GmbH + Co KG, 78056 VS-Schwenningen, Germany. Certified according to ISO 9001/2015.
Subject to technical modifications. Illustrations and information are non-binding. Document no. 28 817.844 / 02.18